



TE Internal #: 172142-2
 Housing, Receptacle, Wire-to-Board, 2 Position, 2.5 mm [.098 in]
 Centerline, Crimp, 1 Row, Natural, Mating Retention, Wire & Cable,
 Power & Signal

[View on TE.com >](#)

Connectors > PCB Connectors > Wire-to-Board Connectors > Wire-to-Board Connector Assemblies & Housings



Connector Product Type: **Housing**
 Connector & Housing Type: **Receptacle**
 Connector System: **Wire-to-Board**
 Number of Positions: **2**
 Centerline (Pitch): **2.5 mm [.098 in]**

Features

Product Type Features

Connector Product Type	Housing
Connector & Housing Type	Receptacle
Connector System	Wire-to-Board
Sealable	No
Connector & Contact Terminates To	Wire & Cable

Configuration Features

Number of Positions	2
Number of Rows	1

Electrical Characteristics

Insulation Resistance	500 MΩ
Operating Voltage	250 VAC

Body Features

Connector Profile	Low
-------------------	-----

Contact Features

Contact Layout	Inline
Contact Type	Socket
Contact Current Rating (Max)	2 A

Termination Features

--	--



Termination Method to Wire & Cable	Crimp
------------------------------------	-------

Mechanical Attachment

Strain Relief	Without
---------------	---------

Panel Mount Feature	Without
---------------------	---------

PCB Mount Retention	Without
---------------------	---------

Mating Retention Type	Lock
-----------------------	------

Mating Retention	With
------------------	------

Connector Mounting Type	Cable Mount (Free-Hanging)
-------------------------	----------------------------

Housing Features

Housing Entry Configuration	Both Ends Closed
-----------------------------	------------------

Housing Material	Nylon 6/6
------------------	-----------

Centerline (Pitch)	2.5 mm [.098 in]
--------------------	------------------

Housing Color	Natural
---------------	---------

Dimensions

Connector Length	7 mm
------------------	------

Connector Height	6.7 mm
------------------	--------

Usage Conditions

Operating Temperature Range	-20 – 95 °C [-4 – 203 °F]
-----------------------------	---------------------------

Operation/Application

Circuit Application	Power & Signal
---------------------	----------------

Industry Standards

UL Flammability Rating	UL 94V-0
------------------------	----------

Agency/Standard	UL
-----------------	----

CSA Certified	Yes
---------------	-----

Packaging Features

Packaging Quantity	1000
--------------------	------

Packaging Method	Bag
------------------	-----

Product Compliance

[For compliance documentation, visit the product page on TE.com>](#)

EU RoHS Directive 2011/65/EU	Compliant
------------------------------	-----------

EU ELV Directive 2000/53/EC	Compliant
-----------------------------	-----------


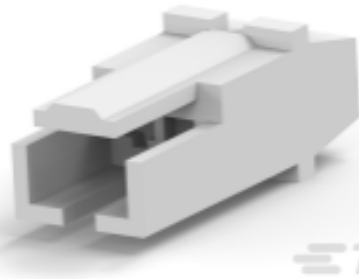







China RoHS 2 Directive MIIT Order No 32, 2016	No Restricted Materials Above Threshold
EU REACH Regulation (EC) No. 1907/2006	Current ECHA Candidate List: JUNE 2022 (224) Candidate List Declared Against: JUNE 2022 (224) Does not contain REACH SVHC
Halogen Content	Low Halogen - Br, Cl, F, I < 900 ppm per homogenous material. Also BFR/CFR/PVC Free
Solder Process Capability	Not applicable for solder process capability

Product Compliance Disclaimer

This information is provided based on reasonable inquiry of our suppliers and represents our current actual knowledge based on the information they provided. This information is subject to change. The part numbers that TE has identified as EU RoHS compliant have a maximum concentration of 0.1% by weight in homogenous materials for lead, hexavalent chromium, mercury, PBB, PBDE, DBP, BBP, DEHP, DIBP, and 0.01% for cadmium, or qualify for an exemption to these limits as defined in the Annexes of Directive 2011/65/EU (RoHS2). Finished electrical and electronic equipment products will be CE marked as required by Directive 2011/65/EU. Components may not be CE marked. Additionally, the part numbers that TE has identified as EU ELV compliant have a maximum concentration of 0.1% by weight in homogenous materials for lead, hexavalent chromium, and mercury, and 0.01% for cadmium, or qualify for an exemption to these limits as defined in the Annexes of Directive 2000/53/EC (ELV). Regarding the REACH Regulation, the information TE provides on SVHC in articles for this part number is based on the latest European Chemicals Agency (ECHA) 'Guidance on requirements for substances in articles' posted at this URL: <https://echa.europa.eu/guidance-documents/guidance-on-reach>

Compatible Parts

 <p>TE Part # 171826-2 2POS POST HEADER ASSY</p>	 <p>TE Part # 171825-2 2 POS EIS POST HDR</p>	 <p>TE Part # 172211-2 EIS CAP HSG FREE HANG 2P NATUTURAL</p>	 <p>TE Part # 170354-1 LOW PROFILE E.I. CONNECTOR</p>
 <p>TE Part # 170355-1 EI SER LOW PRO CONN</p>	 <p>TE Part # 170369-1 LOW PROFILE EI CONN LP</p>	 <p>TE Part # 176153-2 EIS POST HDR ASSY H 2P GOLD</p>	 <p>TE Part # 724676-1 EXTRACTION TOOL (JAPAN)</p>

Documents

- CAD Files
- 3D PDF



3D

Customer View Model

[ENG_CVM_CVM_172142-2_F.2d_dxf.zip](#)

English

Customer View Model

[ENG_CVM_CVM_172142-2_F.3d_igs.zip](#)

English

Customer View Model

[ENG_CVM_CVM_172142-2_F.3d_stp.zip](#)

English

By downloading the CAD file I accept and agree to the [Terms and Conditions](#) of use.

Datasheets & Catalog Pages

[1-1773972-5_EIS_Connectors_Brochure](#)

English

Product Specifications

[Application Specification](#)

English

[Crimping of Low Profile "EI" Series Connector](#)

English

Product Environmental Compliance

[MD_172142-2_042620182257_dmtec](#)

English

[MD_172142-2_042620182257_dmtec](#)

English

Agency Approvals

[Agency Approval Document](#)

English